

Accessing the NG34Bridge 'Member Only' Area

NG34Bridge is a private group of bridge players living in and adjacent to the NG34 area (Sleaford, Ruskington, Heckington, Great Hale, Navenby). Most areas of the ng34bridge website are restricted to subscribing members only. These areas contain links to an extensive range of learning resources, including video lessons, supporting handouts and practice exercises. New members are by invitation or through introduction by existing members. There is a £10 annual membership charge, which covers the cost of hosting and maintenance of the website.

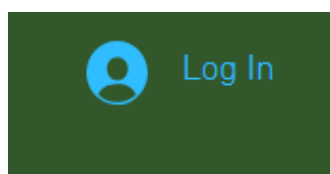
The Bridgebase on Line (BBO) area of the website is currently accessible to non-subscribers

For further information please email: ng34bridge@gmail.com.

Please note that automatic registration facility on the top right of the home page only works if your membership has been approved

Registering for the first time.

If you have never registered then you need to click the 'Login' link on the top right of the web page.



This next window should appear:

Sign Up

Already a member? [Log in](#)

Email

Password

[Sign Up](#)

Enter your email address and create your own personal password.

MAKE A NOTE OF YOUR PASSWORD!!

Then click the 'Sign Up' button. The next window will appear:

Success! Your member login request has been sent and is awaiting approval. The site administrator will notify you via email (joebloggs2@gmail.com) once your request has been approved.

OK

Once you receive an email confirming that your membership has been approved, you will be able to log in to the ng34bridge website.

Logging in

If you have registered **and** are logged in then the top right of all web pages should look like this:



If instead you see this image you are **either** not registered **or** you are registered but not logged in.



If you click the 'Log in' link this window appears:

Log in

☐ Remember Me [Forgot password?](#)

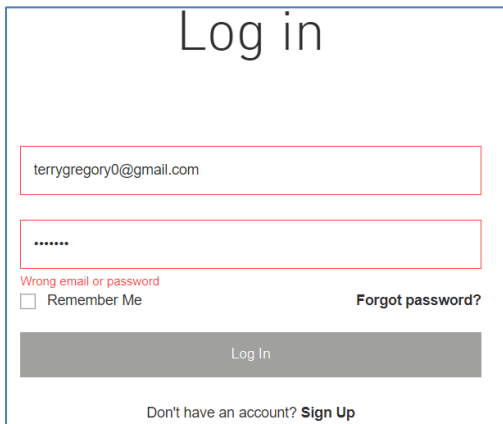
Log In

Don't have an account? [Sign Up](#)

If you are registered and remember your password just complete the log in and click 'remember me' so that next time you won't need to enter your password. **However do make sure you make a note of your password and keep it somewhere where you won't forget it.**

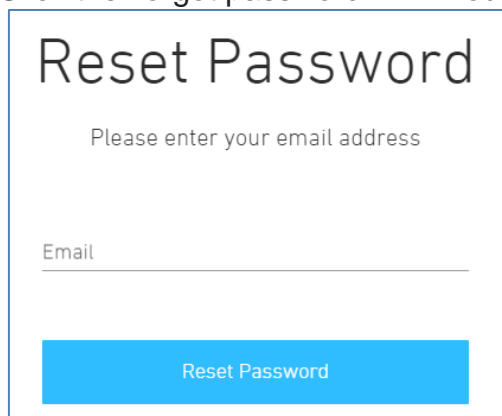
Forgotten your password?

If you have just forgotten your password or have never registered then this next window will pop up.



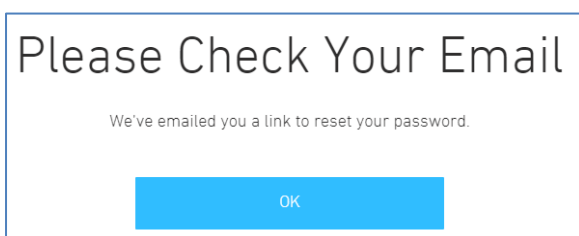
A login form titled "Log in". It features two input fields: the first contains the email "terrygregory0@gmail.com" and the second contains a masked password "*****". Below the password field, there is a red error message "Wrong email or password". To the left of this message is a checkbox labeled "Remember Me", and to the right is a link "Forgot password?". At the bottom, there is a grey "Log In" button and a link "Don't have an account? Sign Up".

Click the 'forgot password' link. You will be asked to enter your email address:




A "Reset Password" form. It has the title "Reset Password" and a prompt "Please enter your email address". Below this is an input field labeled "Email". At the bottom is a blue "Reset Password" button.

When you click the 'reset' button this next window will appear:



A confirmation form titled "Please Check Your Email". It contains the message "We've emailed you a link to reset your password." and a blue "OK" button at the bottom.

Check your mailbox. You should get a message like this:



An email notification from Wix.com. The header shows "Wix.com 2" and the subject is "Reset Your Password". The body text reads: "Reset Your Password - You requested to reset your password for your Wix account."

This will open this next window:

Reset Your Password

You requested to reset your password for your Wix account.

Reset Password

Click the reset button. This next window will appear:

Select your new password:

Enter new password

Retype new password

Save New Password

Enter your new password and click the 'Save' button. You should now be able to log in.

WRITE DOWN YOUR PASSWORD AND KEEP IT SOMEWHERE SAFE.